



BIJOUX BASQUES

BIJOUX RODON

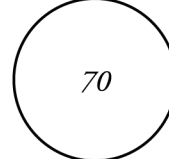
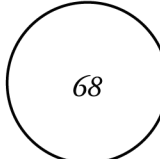
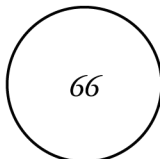
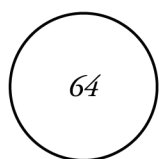
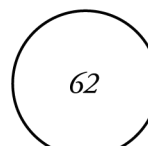
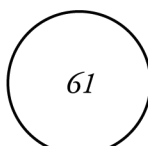
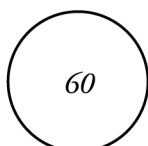
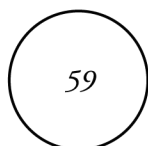
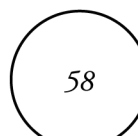
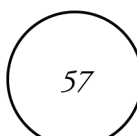
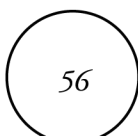
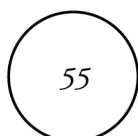
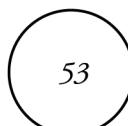
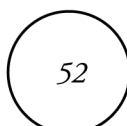
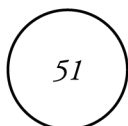
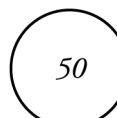
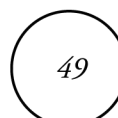
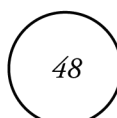
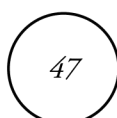
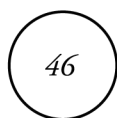
1940

Artisan créateur

Baguier

Poser une de vos bagues sur un cercle.

Quand le trait du cercle touche l'intérieur de votre bague, notez le numéro correspondant. C'est votre taille de doigt.



Vérifiez l'échelle, pour que le baguier soit juste.

10cm.